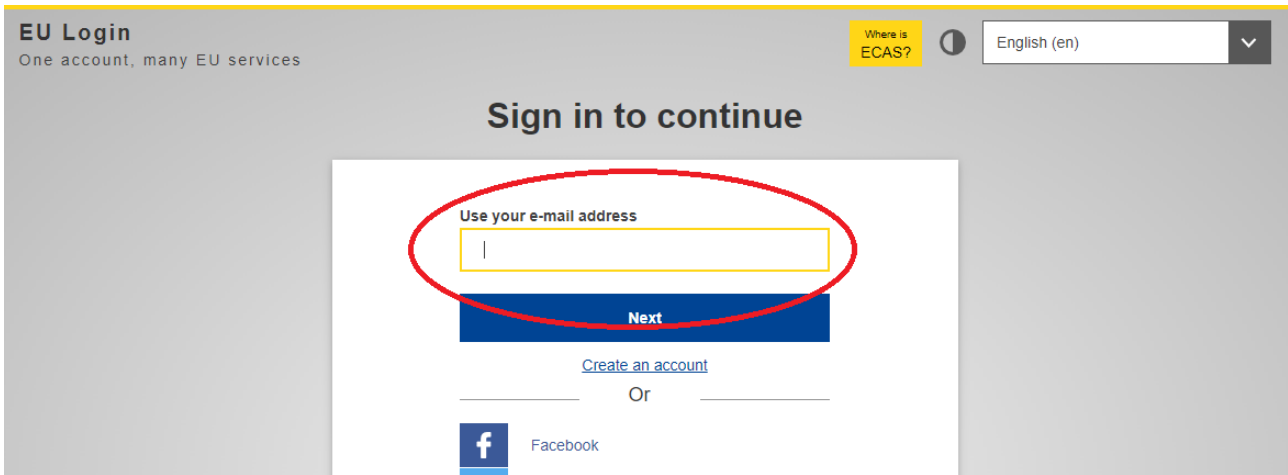
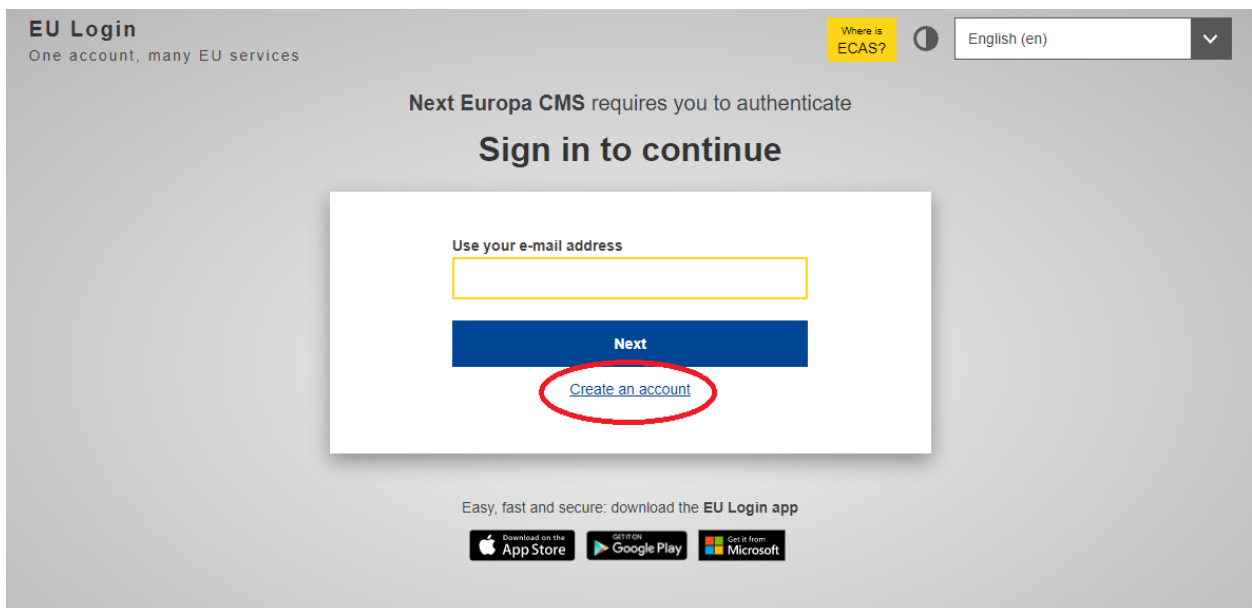


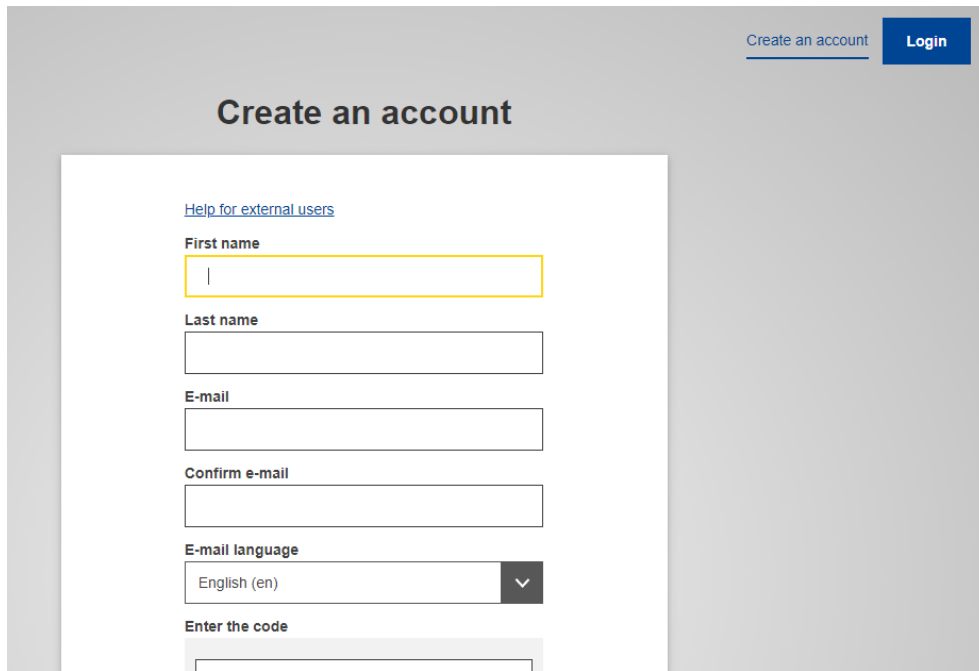
I. Sign in to your [EU login account](#):



If you don't have an EU login account, create it:



Complete your profile in “My account”:

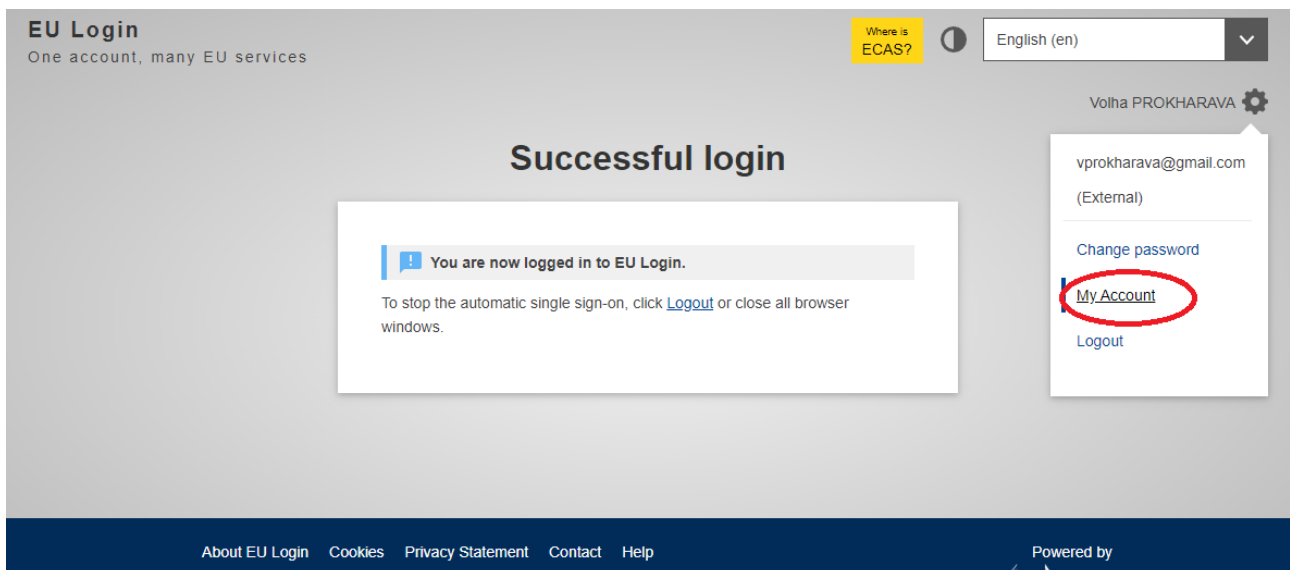


The screenshot shows the 'Create an account' page. At the top right, there are links for 'Create an account' and a 'Login' button. The main heading is 'Create an account'. Below it, there is a link for 'Help for external users'. The form fields are: 'First name' (with a yellow border), 'Last name', 'E-mail', 'Confirm e-mail', 'E-mail language' (set to 'English (en)'), and 'Enter the code'.

You will receive a mail allowing you to complete the registration process.

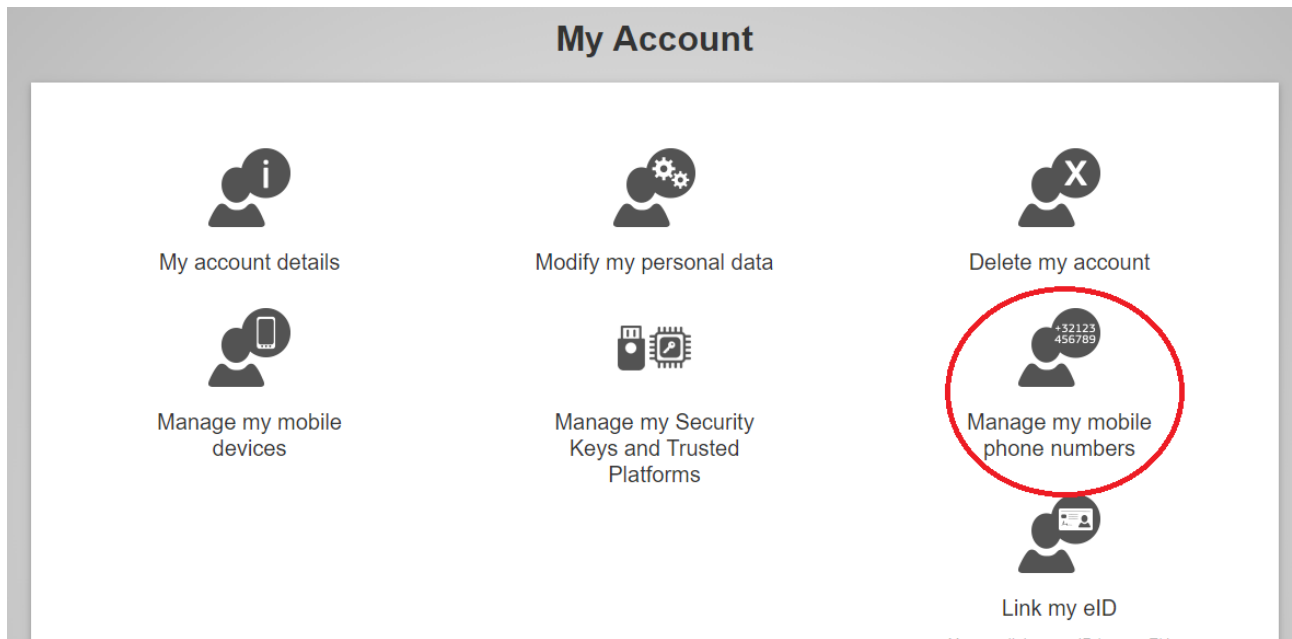
- II. When signing-in you will be required to use a two-factor authentication. Please follow this instructions to set up Two-Factor Authentication with your mobile number.

[Log in to EU Login](#) with your e-mail address and password. To access your EU Login account details, click on the settings (gear) icon in the upper right corner and click on My Account:

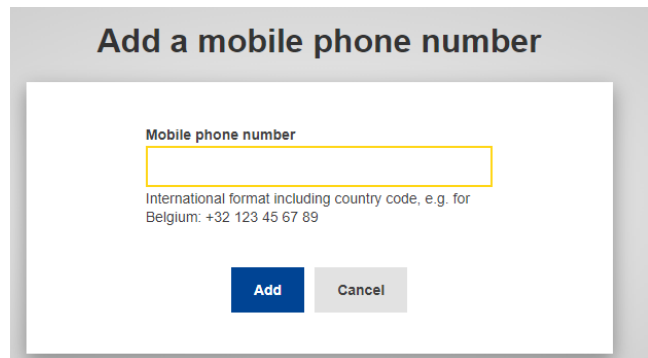
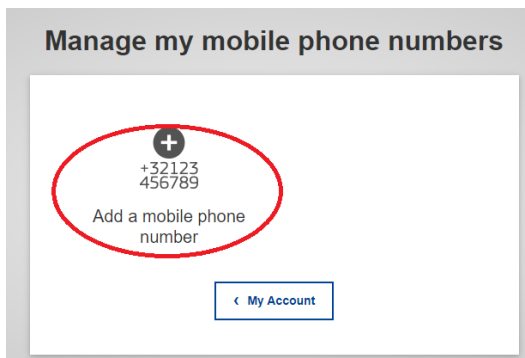


The screenshot shows the EU Login dashboard. The top left has the 'EU Login' logo and the tagline 'One account, many EU services'. The top right has a 'Where is ECAS?' button, a language selector set to 'English (en)', and a user profile for 'Volha PROKHARAVA' with a gear icon. The main heading is 'Successful login'. A central message box says 'You are now logged in to EU Login.' and provides instructions to stop automatic sign-on. On the right, a user menu is open, showing the email 'vprokharava@gmail.com (External)', 'Change password', 'My Account' (circled in red), and 'Logout'. The footer contains links for 'About EU Login', 'Cookies', 'Privacy Statement', 'Contact', 'Help', and 'Powered by'.

Click on Manage my mobile phone numbers



Add your mobile phone details and click on Add:



After your number is added, a challenge code is sent via SMS to your mobile number. Enter this code in the Text message challenge code fields and click on Finalise.

## Challenge code for adding a mobile phone number, sent by text message

**!** Please enter the *challenge code* that was texted to your mobile phone.

It might take up to 15 minutes for the message to reach your mobile phone.

**Mobile phone number**


**Text message challenge code**

**Finalise** **Cancel**

Your mobile number is now added to your account and can be used to log in to EU login, if 2 factor authentication is required.


- III. Search your session: [https://europa.eu/regions-and-cities/programme/sessions/1135\\_en](https://europa.eu/regions-and-cities/programme/sessions/1135_en)  
Sign in with your EU Login account.



### Let mayors speak of neighbourhood - Virtual session

3 Likes  
Wed 14, October 2020  
16:30 - 18:00

Please [sign in with EU Login](#) to vote.



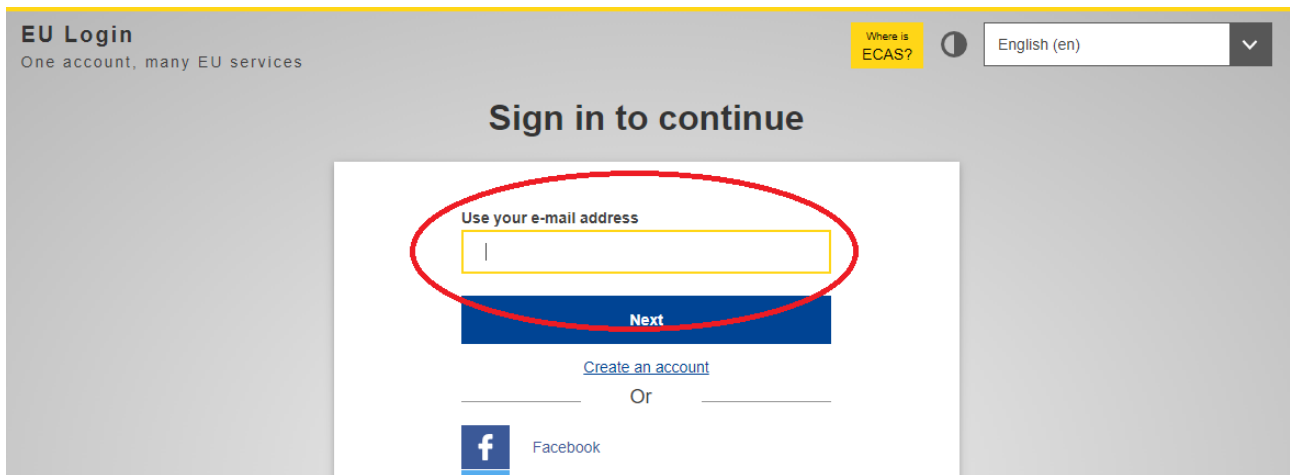
What happens to cooperation after a cross-border cooperation (CBC) project is over? Especially if implemented at the EU's external borders...

**Four mayors from European and Russian border regions are joining us** to share their stories of cooperation in various fields, from tourism to border management and mobility, from culture to protection of natural resources. For over 10 years cross-border cooperation between the EU and Russia has fostered hundreds of projects, contributing to the

la ricerca

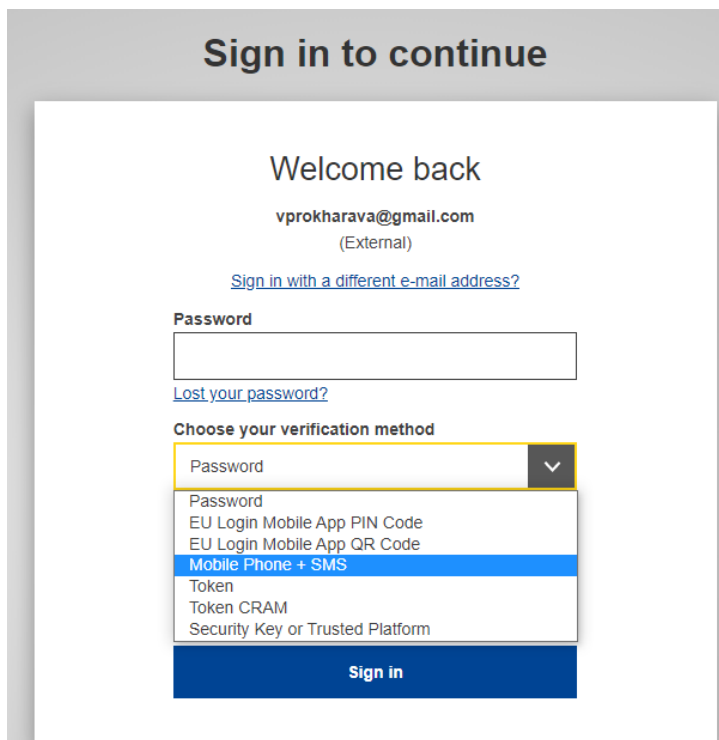


Enter your e-mail address and click Next.



The image shows the EU Login sign-in page. At the top left, it says "EU Login" and "One account, many EU services". At the top right, there is a "Where is ECAS?" button, a moon icon, and a language dropdown menu set to "English (en)". The main heading is "Sign in to continue". Below this, there is a form with the label "Use your e-mail address" and an empty text input field. A red oval highlights the input field. Below the input field is a blue "Next" button. Underneath the "Next" button is a link "Create an account". Below that is the word "Or" flanked by horizontal lines. At the bottom, there is a Facebook logo and the text "Facebook".

Select Mobile Phone + SMS as the verification method:



The image shows the EU Login verification method selection screen. The heading is "Sign in to continue". Below the heading, it says "Welcome back" and "vprokharava@gmail.com (External)". There is a link "Sign in with a different e-mail address?". Below that is a "Password" label and an empty password input field. Underneath the password field is a link "Lost your password?". Below that is the label "Choose your verification method" and a dropdown menu. The dropdown menu is open, showing the following options: "Password", "EU Login Mobile App PIN Code", "EU Login Mobile App QR Code", "Mobile Phone + SMS" (which is highlighted in blue), "Token", "Token CRAM", and "Security Key or Trusted Platform". Below the dropdown menu is a blue "Sign in" button.

Enter your password in the field. Enter a previously registered mobile phone number in the Mobile phone field, starting with a plus sign and with the country code. Do not include dots, parenthesis or hyphens:

**Welcome back**

**vprokharava@gmail.com**  
(External)

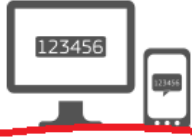
[Sign in with a different e-mail address?](#)

**Password**

[Lost your password?](#)

**Choose your verification method**

Mobile Phone + SMS ▼



**Mobile phone**

International format including country code, e.g. for Belgium: +32 123 45 67 89

**Sign in**

When clicking, an SMS is sent to your mobile device. The SMS contains a Sign in challenge code made of nine characters separated with hyphens (minus sign).

Type the challenge you received in the SMS text challenge fields.

Click on to proceed to the service you requested to use.

**EU Login**  
One account, many EU services

Where is ECAS? English (en) ▼

**Sign in to continue**

**Authentication by SMS text challenge**

Enter the challenge sent to your mobile phone by SMS text message. It might take several minutes for the message to reach your mobile phone.

**Mobile phone number**

**SMS text challenge**

 -  - 

**Sign in**

Click "My account", complete your profile and Save:



## My account

Title *	First name *	Last name *
- Select -	Volha	Prokharava

This account is managed by EU Login. Its password can be changed using [the EU Login change password page](#).

E-mail address \*

A valid e-mail address. All e-mails from the system will be sent to this address. The e-mail address is not made public and will only be used if you wish to receive a new password or wish to receive certain news or notifications by e-mail.

### Interests

- |  |  |
|--|--|
| <input type="checkbox"/> Cities, Urban Agenda, UDN             | <input type="checkbox"/> INTERREG, Cross-Border      |
| <input type="checkbox"/> Communication and Citizens engagement | <input type="checkbox"/> Jobs, Employment            |
| <input type="checkbox"/> Culture, Tourism and Heritage         | <input type="checkbox"/> Mobility, Transport         |
| <input type="checkbox"/> Data, Big Data                        | <input type="checkbox"/> Ocean, Coasts, Blue economy |

- My Account
- My sessions
- Networking
- Log out

Add session:

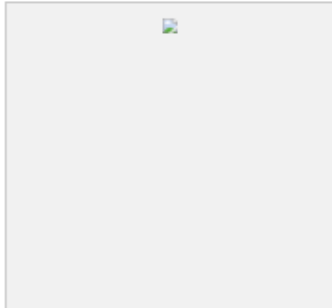
## Let mayors speak of neighbourhood - Virtual session

3  
Likes

Wed 14, October 2020



16:30 - 18:00



What happens to cooperation after a cross-border cooperation (CBC) project is over? Especially if implemented at the EU's external borders...

Four mayors from European and Russian border regions are joining us to share their stories of cooperation in various fields, from tourism to border management and mobility, from culture to protection of natural resources. For over 10 years cross-border cooperation between the EU and Russia has fostered hundreds of projects, contributing to the improvement of life conditions for hundreds of thousands of people. Over 30% of project beneficiaries are represented by local and regional authorities. Building on the successful experience of the ENPI period, many local and regional administrations in Finland, Estonia, Latvia, Lithuania, Poland and Russia continue their cooperation under the current generation of the Neighbourhood (ENI CBC) programmes, already preparing the ground for the next programming cycle (Interreg NEXT). Our workshop will showcase how CBC projects can build long-lasting relations between local and regional authorities across the borders. The mayors will be introduced by the interventions from the four programme representatives.

**Moderator:**

Iveta Puzo, Key Expert, TESIM/Particip GmbH, Belgium.

**Speakers:**

Raul Kudre, Mayor, Setomaa Rural Municipality, Estonia.

Andrey Sergeev, Acting Head, Administration of the Sovetsk Urban District, Russia.

Satu Sikanen, Regional Mayor, Regional Council of South Karelia, Finland.

Sonja Alice Steen, Representative, County Council of Nordland, Norway.

**Code:** 14WS1135V

**Format:** [Workshop](#)

**Theme:** [Cohesion and Cooperation](#)

**Partners:** Center of European Projects, Council of Oulu Region, Latvia-Russia Cross-Border Cooperation Programme 2014-2020, Ministry of Environmental Protection and Regional Development, Regional Council of Lapland, Regional Council of South Karelia, State Shared Service Centre

**Language:** english (en)

**Virtual platform:** Zoom

Add session